



Direct Doors.com



Heritage French Door Set Kits




Door shown: Troon in Shadow Black



Discover the Finishing Touch: British Design and Manufacturing

Discover the pinnacle of craftsmanship and style with our extensive range of elegant premium primed exterior doors. With 45 years of expertise DirectDoors.com offers six meticulously chosen colour options inspired by the traditional designs of British double doors, ensuring the perfect finish for your home. Our diverse collection showcases door styles that embody the essence of British tradition and charm. Experience the finest in door design, where every detail reflects the exceptional quality of British craftsmanship.



Door shown: Birkdale in Cloud White

Heritage French Doors With Frames and Fittings

Enter a realm where British heritage meets modern innovation, resulting in an exquisite collection of French doors. Our dedication to excellence is showcased through the use of state-of-the-art wood processing machinery, guaranteeing unmatched precision and superior quality. Explore our two unique ranges: Traditional and Heritage, each thoughtfully crafted to enhance the current door trends seen across the United Kingdom.

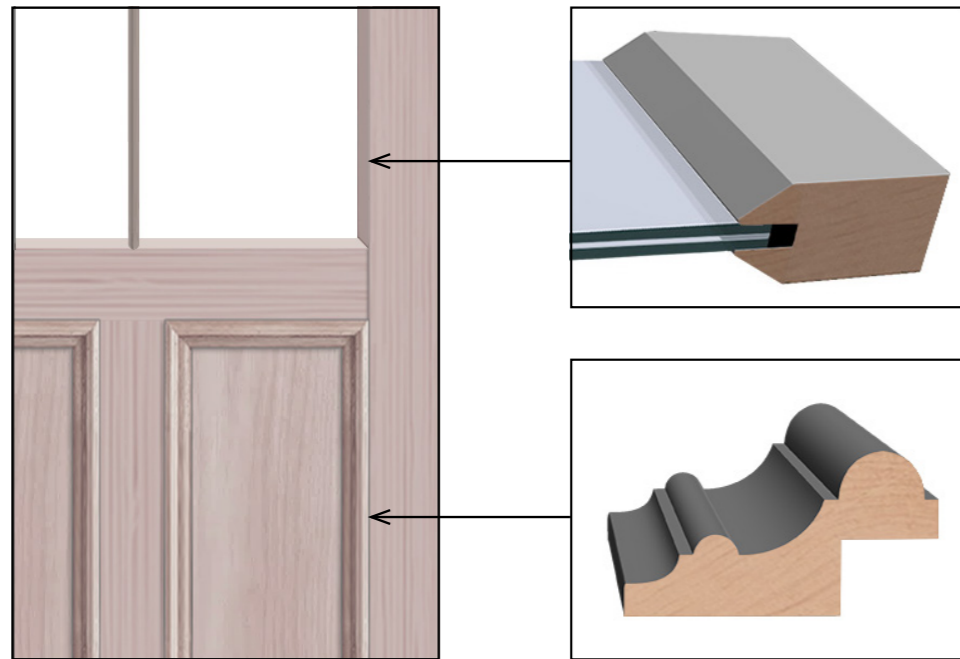


Door shown: Aintree in Heather Blue

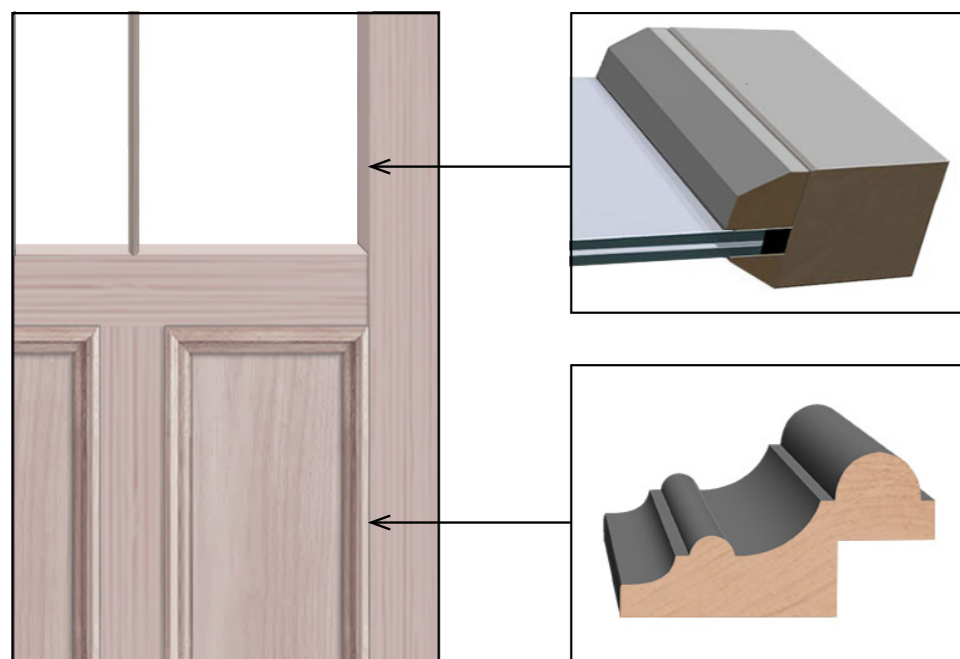
French Doors

Craftsmanship

OUTSIDE & DOOR FACE



INSIDE DOOR FACE



Heritage French Door Thickness:

57mm

Heritage French Door Glazing:

Clear Double Glazing, 28mm thick.

Heritage Door Set Kits Overall Sizes:

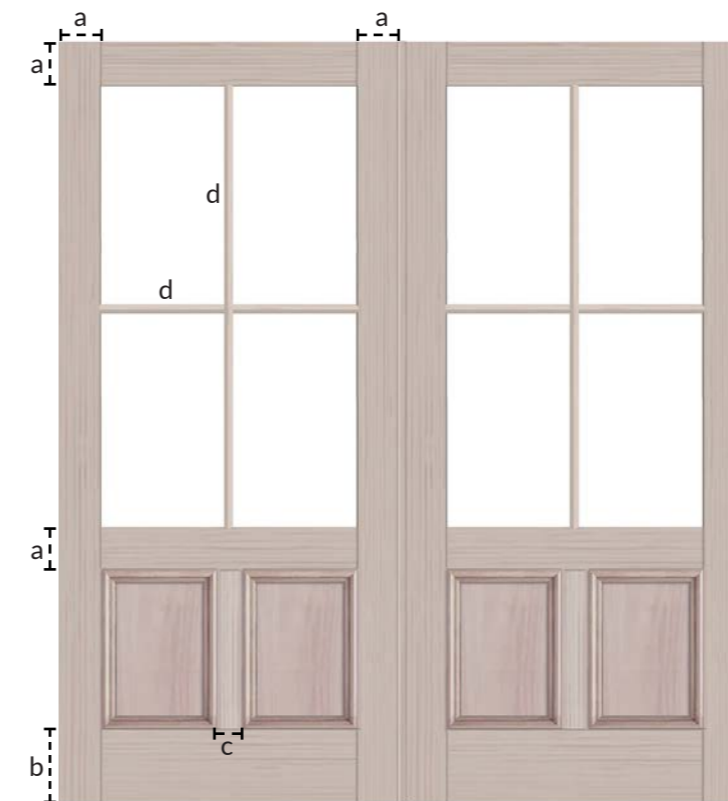
Min-max width: 1000-2000mm wide (Muirfield: 1350-2000mm)

Min-max height: of 2000 - 2250mm

All sizes are ± 2 mm high.

Heritage French Door Panels:

Doors with projected mouldings will feature 15mm Marine Ply Panels.



Heritage Doors Sections Dimensions:

Stiles, top & medium rails **(a)**: 116mm

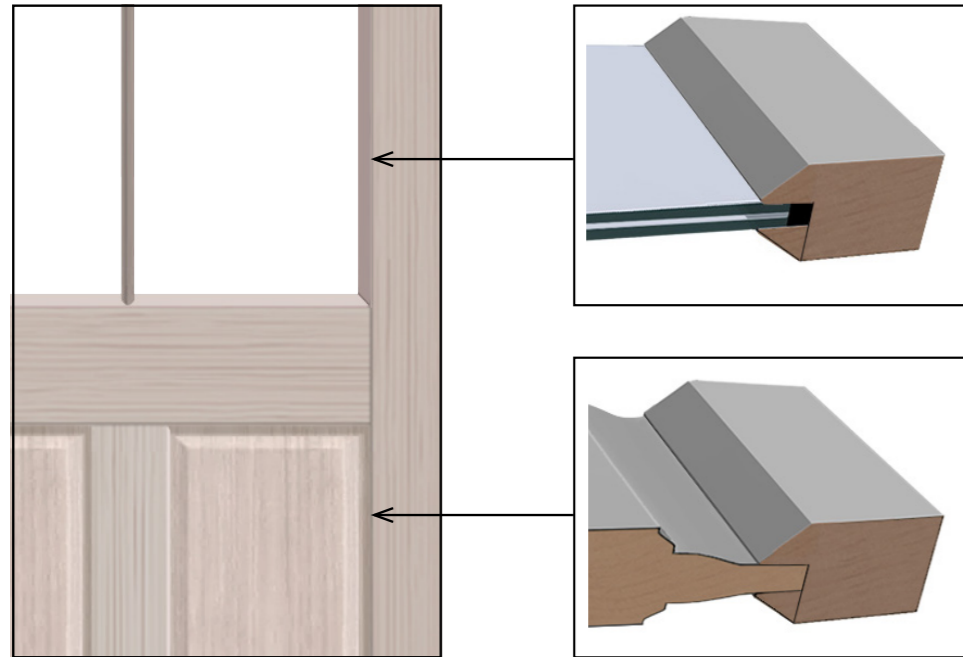
Bottom rails **(b)**: 196mm

Muntins **(c)**: 80mm

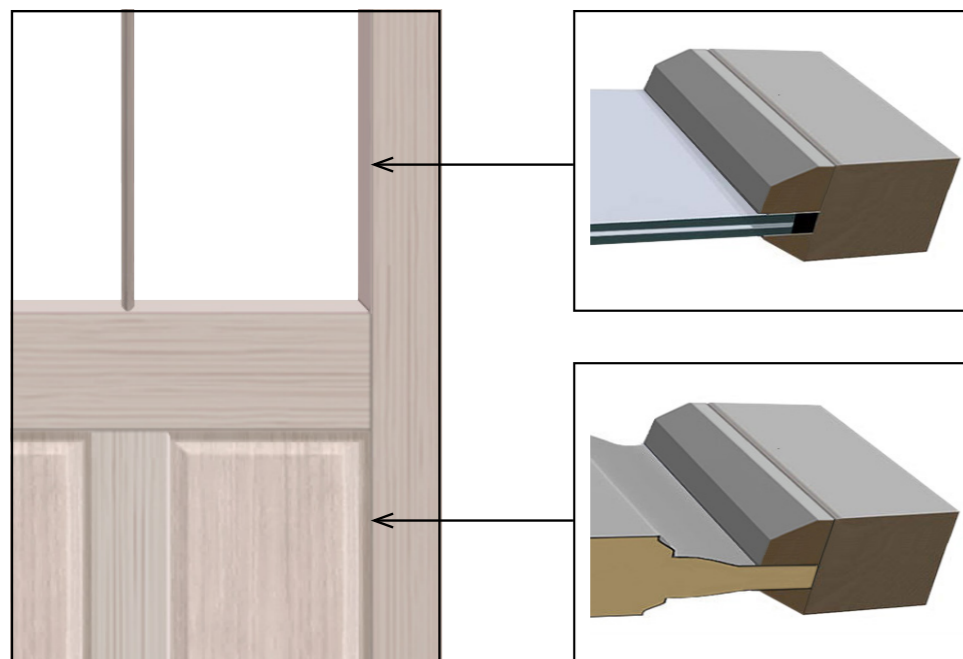
Glazing Bars **(d)**: 22mm, see page no 8 for full description.

*All sizes are ± 2 mm

OUTSIDE DOOR FACE



INSIDE DOOR FACE



Traditional French Door Thickness:

57mm

Traditional French Door Glazing:

Clear Double Glazing, 28mm thick.

Traditional Door Set Kits Overall Sizes:

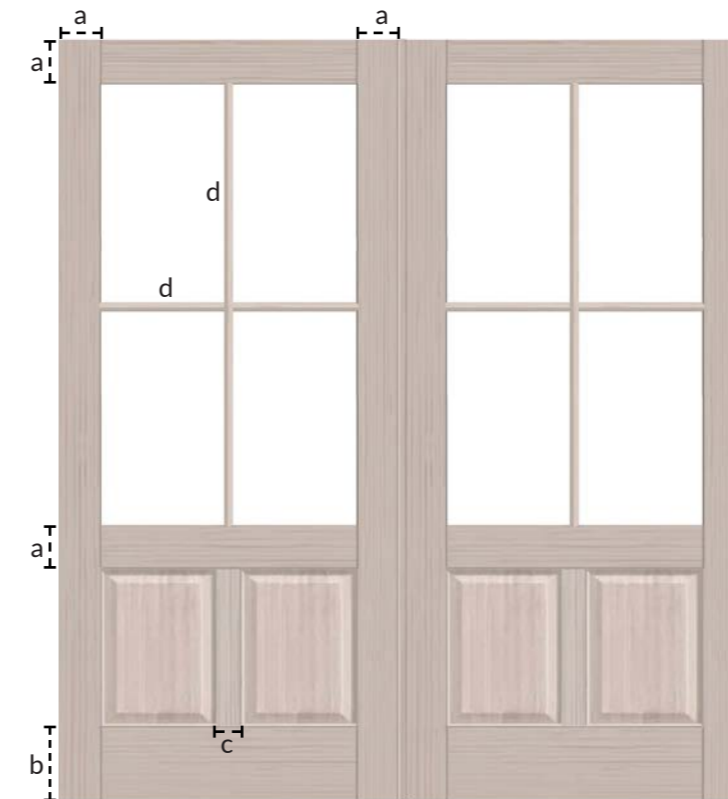
Min-max width: 1000-2000mm wide (Salisbury: 1350-2000mm)

Min-max height: of 2000 - 2250mm,

All sizes are ± 2mm high.

Traditional French Door Panels:

Raised and Fielded panels are solid Red Grandis timber, 30-35mm thick, glue jointed across the width.



Traditional Doors Sections Dimensions:

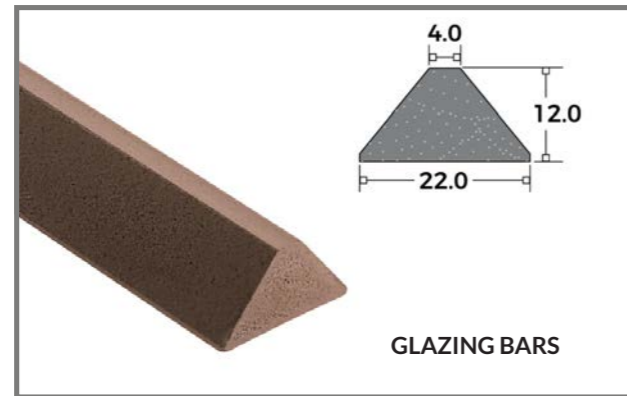
Stiles, top & medium rails **(a)**: 116mm

Bottom rails **(b)**: 196mm

Muntins **(c)**: 80mm

Glazing Bars **(d)**: 22mm, see page no 8 for full description.


*All sizes are ±2mm



Glazing Bars (d):

Durable, UV stable and weather resistant. Manufactured from a wood plastic composite material. The glazing bars will be slightly recessed within the door thickness.

All External 57mm thick Doors



Inside Face:

Our exterior doors may showcase groove, depending on the exact door thickness, where the rails and stiles meet on the inside face of the door sections. The groove will be stylish and consistent, enhancing the overall aesthetic without compromising the design.

Timber Species:

All Red Grandis engineered timber which will be DKD construction for all rails etc. and the even more expensive "Antibend" for the stiles, nothing red about it as such as it is really quite light in colour.

Offer:

French doors with frames, multiple locking sets, handles, and hinges: all included, pre-drilled and ready to be fitted.

Machining Details:

All doors and frames are machined using Austrian designed Felder CNC machines allied to Leitz precision tooling.....the best available.

After initial construction all doors and frames are sanded using our furniture grade Felder sander with digital control.

Overall Sizes:

The overall sizes include the doors, frames, and any clearances within. Doors are 57mm thick.

Min-max width: 1350 -2000mm
Min-max height: 2000 - 2250mm
All sizes are \pm 2mm high.

Glass supplied with our External Heritage & Traditional doors conforms to British Standard BS EN 12150/1

Double Glazing:

Toughened double glazing - 28mm, clear glass.



CLEAR

Glazing:

A feature of safety glass is that each pane will have a safety stamp etched within the glass. The style and positioning of this etching varies depending on the manufacturer, most will be visible but some may be discreet or on occasion, they are hidden. This feature is in order to comply with safety building regulations and we, therefore, have no control over the requirement or style, annealed glass will not have a safety stamp.

Safety glass is defined as glass which must have passed an impact test and either must not break or must break safely. The test is intended to classify flat glass products into three principal classes by performance under impact and by mode of breakage.

Characteristics of toughened glass:

Fragmentation

Should the glass break, it will fragment into small pieces with dulled edges, thereby greatly reducing the risk of injury.

Increased resistance to mechanical stresses

Toughened glass offers impact resistance and bending strength up to five times more than annealed glass of the same thickness.

Increased resistance to thermal stresses

It offers greater resistance to thermal stresses than ordinary float annealed glass.



Door shown: St Andrews in Light Grey

Six Premium Primed Colour Options - Samples available.




We take great pride in our meticulous preparation of both ranges of external doors. Each door is expertly primed with a premium, high-quality touch. Our commitment to quality is reflected in our exclusive offering of six “Remmers from Germany” colour options, ensuring a truly bespoke look for your door.

If you require a different colour for your doors, we’re more than happy to accommodate your request for a larger quantity of doors. Your satisfaction is our priority.

We recognize that achieving a flawless fit for your custom doors is of paramount importance. A 750ml can of the colour of your choice is included for a top coat to be prefinished on-site. Any cut-outs or adjusted areas, need to be fully sealed, including all the door edges.



Door shown: Epsom in Mist Grey




Multi door discount available.

To order a colour sample contact us at enquiries@directdoors.com

The beauty of the grain may be visible on some of the real wood door material.

Double Doors:

French doors will be supplied with frame, lock, hinges and small pairmaker plate. You must specify which door will open first.



Please refer to page 21 for the frame details.




Door shown: Turnberry in Sage Sky


External Doors: Door Styles

Heritage


Birkdale



Lytham



St Andrews



Troon



Muirfield



Sunningdale



Turnberry



Door shown:
Salisbury
in Mist Grey



Traditional

External Doors: Door Styles

Traditional

Ascot



Salisbury



Epsom



Aintree



Frame Construction:

A combination of different dowel sizes (10mm, 8mm and 6mm) to suit individual material components.

Frame Timber & Profile:

Frames are DKD Grandis Redwood and have white or black seals. The frame is more likely to have an OGEE profile.

Cill Below the Door:

Choose from cill with no extra projection, or three options: 35mm, 60mm or 85mm extra projection.

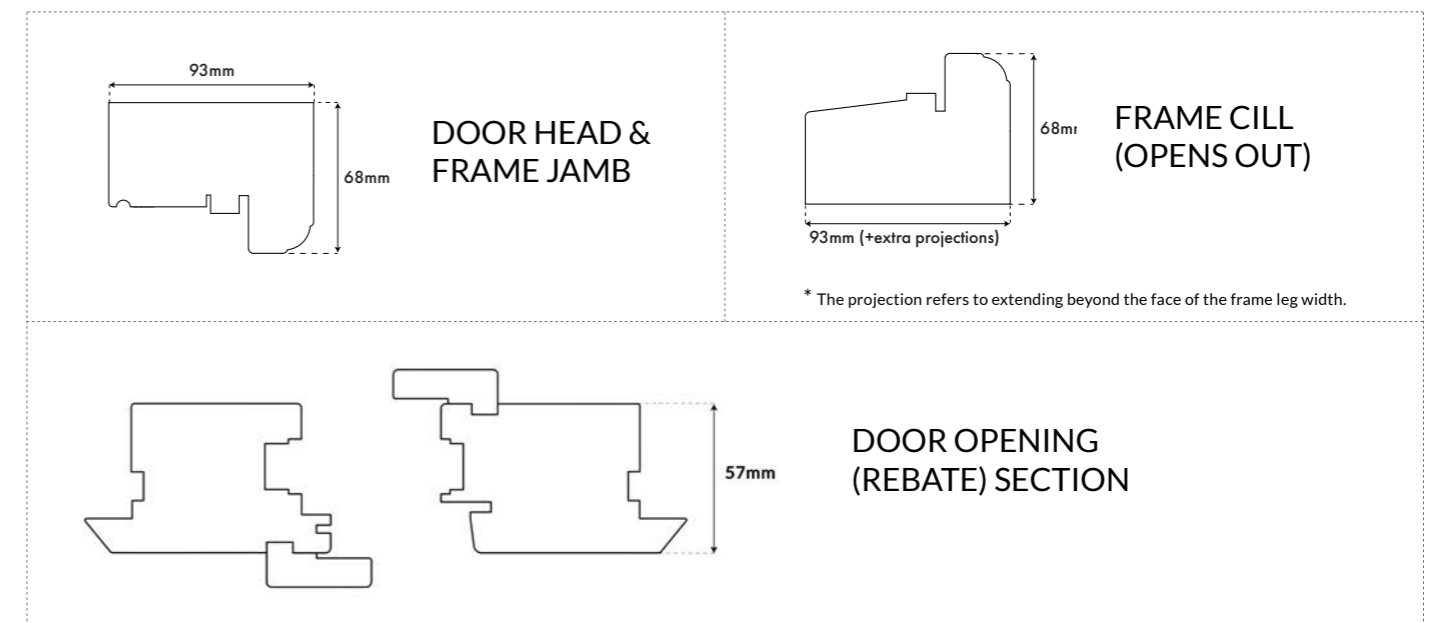
Frame Finish:

Frames will be colour-matched and premium primed.

Frame Seals:

Two seal colours available for frame legs and lintol seals - White or Black.

Frame Section:



Ironmongery Included:



8 Hinges (4 per door), Handle & Multipoint Lock.

The finish of hinges will complement the finish of the chosen handle.

The lock keepers and plates will always be supplied in a mill (silver) finish.

Finishes Available:



1. HARDEX GOLD

2. WHITE

3. BLACK

1. HARDEX CHROME

1. HARDEX GRAPHITE

1. ANTIQUE BLACK

Multipoint Lock:

The Winkhaus FGTE Multipoint Lock System is a twin handle high security solution for double/French doors:

- The master lock twin bolts lock securely into the slave lock which eliminates the need for a false mullion.
- Door construction techniques the same as traditional joinery methods used in laminated engineered timber.
- Shootbolts on slave door.
- Lever operated 25mm throw security hooks help counter bow and twist and aid the easy operation of the locking system.
- For a traditional appearance handles are fitted to both slave and master door.
- Slave and Master door have independent cylinder locking capability and can be keyed alike with keyed alike cylinders.
- Security hook fitted in a lower position to allow for lower height double doors.
- The lock has a protective surface coating in excess of EN1670:2007 Grade 4

Technical Details:

- 20mm wide faceplate on both slave and master door locks for stability and ease of routing.
- Latch striker plate adjustment ± 2 mm.
- Hook and Shootbolt keep adjustment ± 2 mm. Hook and latch plate adjustment via easy to operate Torx T15 screwdriver bits.
- 8mm square tri-laminate Shootbolts with 20mm throw and support shoulders for optimum security
- Extended latch striker prevents damage to door sash when door closing.



- Reversing mechanism on slave lock neatly fits into eurogroovet eliminating excessive sash machining.
- Silver' Chrome 6 free corrosion resistant plating to Grade 4 BSEN 1670.
- Shootbolt options allow door rebate heights between 1891mm and 3061mm.
- Handle height: 1050mm.

It's important to note that regardless of your chosen ironmongery finish, the lock keepers and plates will be supplied in a mill (silver) finish, irrespective of the finish chosen for the handle and hinges.



Lock



Door shown: Muirfield in White Cloud

Delivery



Heritage French Doors

Contact

+44 (0)1968 671 681
enquiries@directdoors.com

Delivery

Our standard delivery service is operating for almost all products, albeit some may have slight delays that are subject to change due to supply source issues. Our aim is to dispatch all orders with a minimum of delay.

We provide tailored support and exceptional service, creating a bespoke door experience that makes our clients feel valued and cared for. We aim to build long-term relationships built on trust and mutual respect.





DirectDoors.com



Door shown:
Ascot in
Heather Blue

French Door Set Kits